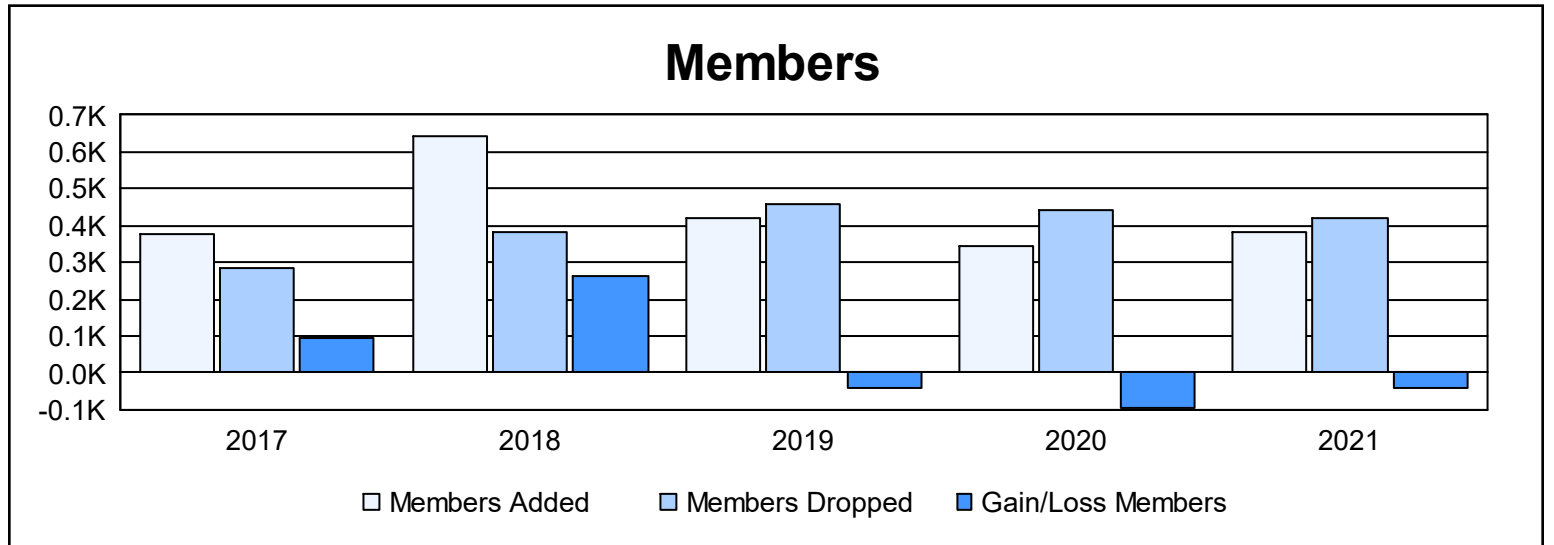
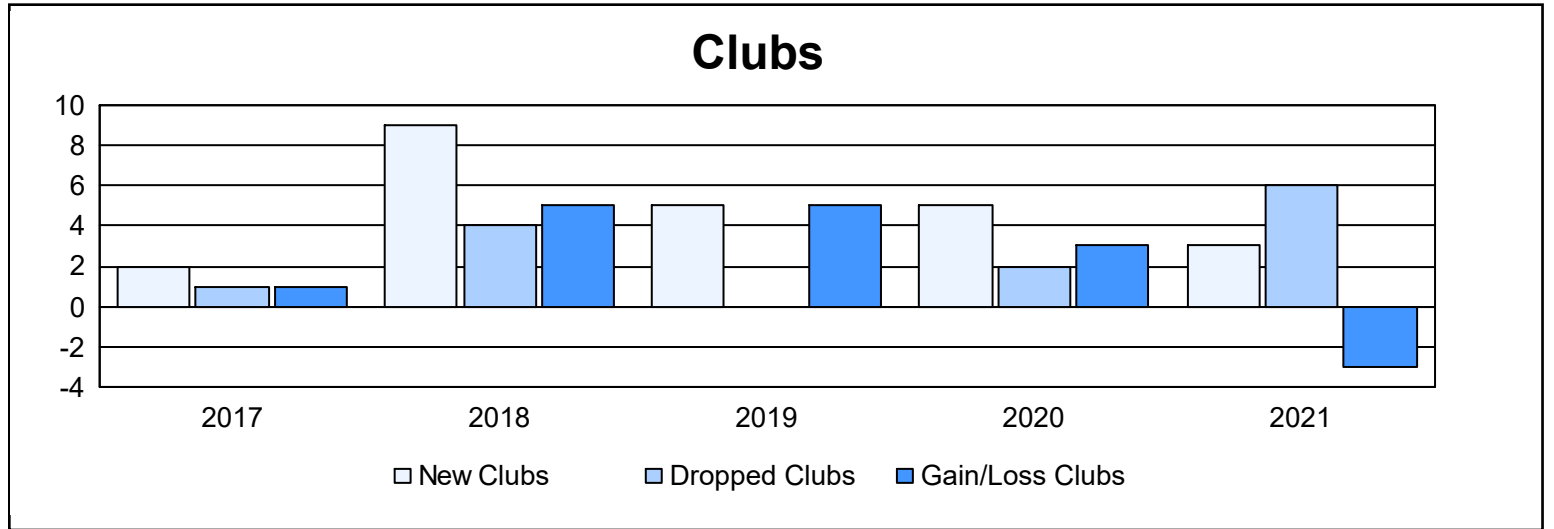
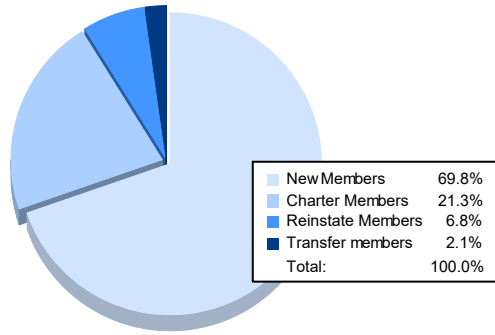


Year	New Clubs	Dropped Clubs	Gain/ Loss Clubs	New Members	Charter Members	Reinstate Members	Transfer Members	Total Member Added	Total Members Dropped	Gain/ Loss Members
2016-2017	2	1	1	312	42	11	10	375	283	92
2017-2018	9	4	5	392	233	15	3	643	382	261
2018-2019	5	0	5	268	133	13	4	418	459	-41
2019-2020	5	2	3	176	141	11	14	342	440	-98
2020-2021	3	6	-3	266	81	26	8	381	421	-40
<b>Average</b>	<b>5</b>	<b>3</b>	<b>2</b>	<b>283</b>	<b>126</b>	<b>15</b>	<b>8</b>	<b>432</b>	<b>397</b>	<b>35</b>



### Membership Composition June 2021 Cumulative



### Gender Composition June 2021 Cumulative

